

CREDIT OPINION

4 June 2024

Update

Send Your Feedback

RATINGS

Rothesay Limited

Domicile	United Kingdom
Long Term Rating	Baa1
Type	LT Issuer Rating - Dom Curr
Outlook	Stable

Please see the [ratings section](#) at the end of this report for more information. The ratings and outlook shown reflect information as of the publication date.

Contacts

Helena Kingsley-Tomkins +44.20.7772.1397
VP-Senior Analyst
helena.kingsley-tomkins@moodys.com

Pei-Shuang Jen +44.20.7772.1939
Sr Ratings Associate
peishuang.jen@moodys.com

Brandan Holmes +44.20.7772.1605
VP-Sr Credit Officer
brandan.holmes@moodys.com

Antonello Aquino +44.20.7772.1582
Managing Director
antonello.aquino@moodys.com

CLIENT SERVICES

Americas	1-212-553-1653
Asia Pacific	852-3551-3077
Japan	81-3-5408-4100
EMEA	44-20-7772-5454

Rothesay Limited

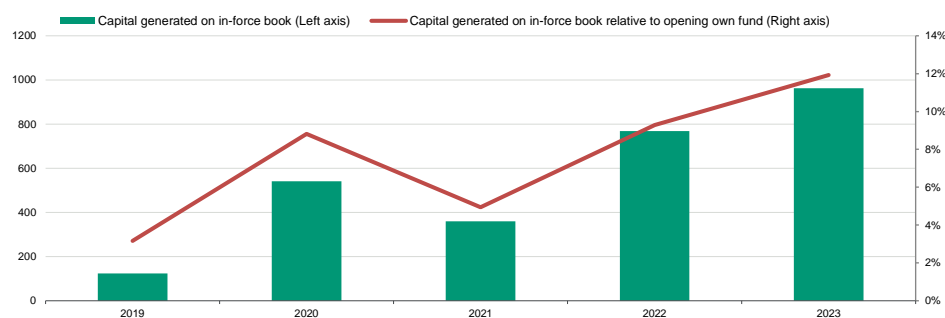
Update following A2 financial strength rating affirmation

Summary

Rothesay Life Plc's (Rothesay Life) credit profile is supported by the strengths of Rothesay Limited ("Rothesay" or "the Group") which include: (1) a robust and well established market position in the growing, yet relatively concentrated UK bulk purchase annuity (BPA) market; (2) strong and sustainable operating capital generation (Exhibit 1); (3) a conservative investment portfolio; and (4) superior asset-liability management (ALM) capabilities, coupled with a proven ability to originate the required assets to back long-duration illiquid liabilities.

Exhibit 1

Capital generated on the in-force book (£m) and capital generated % opening own funds (%)



Source: Company's filings and Moody's Ratings

These strengths are somewhat tempered by the Group's limited product and geographic diversity, with its exclusive focus on UK BPAs, which inherently carry longevity risks and elevate pricing, reserving and financial market risks. The Group's reported net income is, and will continue to be, subject to volatility due to the irregular nature of BPA transactions and its sensitivity to financial market fluctuations.

Credit strengths

- » A leading player in the growing and relatively concentrated BPA market with a proven ability to acquire and transact substantial annuity portfolios
- » Robust capital generating capabilities, coupled with an expanding CSM, indicative of potential future profit reserves
- » High quality assets, characterised by a relatively conservative investment portfolio and superior asset-liability management capabilities

Credit challenges

- » Limited business and geographic diversification with a focus on UK annuities
- » Volatile IFRS17 net earnings and returns on capital
- » Regulatory solvency ratio's sensitivity to market movements, particularly a decline in interest rates
- » Considerable exposure to longevity risk, albeit partially mitigated through the material use of reinsurance

Rating outlook

The outlook is stable. This reflects Moody's view that Rothesay will continue to transact meaningful BPA volumes over the medium term, generating consistently good levels of operating earnings and capital generation, backed by a conservative investment portfolio and good regulatory capitalisation.

Factors that could lead to an upgrade

- » Significant diversification and expansion of the group's position in the UK life insurance market whilst maintaining its good position in the UK BPA sector
- » Average operating earnings before tax relative to capital (adjusted on a Moody's basis) above 12%
- » Maintaining solvency ratio comfortably above 200% on a sustainable basis

Factors that could lead to a downgrade

- » Average operating earnings before tax relative to capital (adjusted on a Moody's basis) consistently below 8%
- » A meaningful and sustained increase in adjusted financial leverage
- » The group's solvency II ratio falling below 150% on a sustained basis

In addition, a sustained fall in the group's or Rothesay Life Plc's stand-alone or the group's solvency ratios well below 170% could also lead to a downgrade of the Restricted Tier 1 instrument ratings.

This publication does not announce a credit rating action. For any credit ratings referenced in this publication, please see the issuer/deal page on <https://ratings.moody's.com> for the most updated credit rating action information and rating history.

Key indicators

Exhibit 2

Rothesay Life Plc

Rothesay Life Plc [1][2]	2023	2022
As Reported (Pound Sterling Millions)		
Total Assets	103,203	94,970
Total Shareholders' Equity	4,351	4,057
Net Income (Loss) Attributable to Common Shareholders	656	(804)
Insurance Revenue	3,127	2,981
Moody's Adjusted Ratios		
High Risk Assets % Shareholders' Equity	132.4%	107.9%
Goodwill & Intangibles % Shareholders' Equity	39.0%	37.7%
Shareholders' Equity % Total Assets	5.7%	5.6%
Return on Average Capital (ROC)	8.0%	
Sharpe Ratio of ROC (5 yr.)		
Adjusted Financial Leverage	23.2%	22.9%
Total Leverage	36.0%	33.9%
Earnings Coverage	6.4x	(7.6x)
Cash Flow Coverage	NA	NA

[1] Information based on IFRS 17 financial statements as of the fiscal year ended December 31; previous years' financial statements were prepared under IFRS 4, which are not comparable to IFRS 17 and not included in the exhibit. [2] Certain items may have been relabeled and/or reclassified for global consistency.

Source: Moody's Ratings

Profile

Rothesay, which essentially comprises a holding company (Rothesay Limited) and an insurance operating company (Rothesay Life plc), is currently the largest specialist annuity fund in the UK. The group is focused on de-risking defined benefit pension scheme liabilities and insurance companies via bulk purchase annuities and back-book acquisitions.

Rothesay was established in 2007 and is own by GIC and [Massachusetts Mutual Life Insurance Company \(MassMutual\)](#).

Credit considerations

Moody's rates Rothesay Life A2 for insurance financial strength, which is in line with the adjusted scorecard-indicated outcome as shown in the Moody's scorecard (Exhibit 10).

Insurance financial strength rating

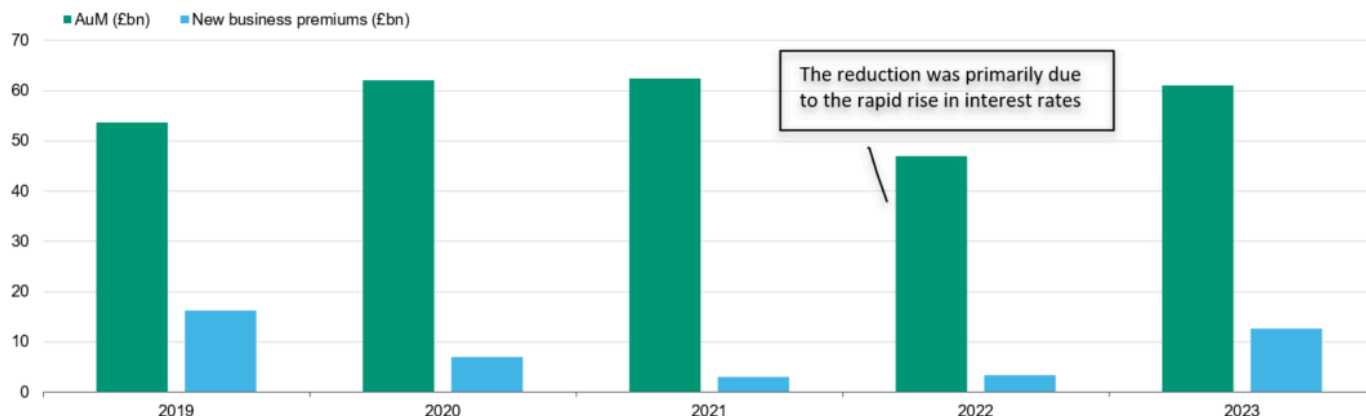
The key factors currently influencing the rating and outlook are:

Market Position: A leading position in growing and relatively concentrated BPA market

Rothesay stands as a prominent insurer in the expanding and relatively concentrated UK BPA market, and a top tier acquirer of life insurers' legacy books of business. Rothesay does however remain a relatively moderate player within the context of the overall UK life and savings market.

Rothesay's capacity to execute large-scale deals, a segment marked by high entry barriers and limited active participants, enables the group to fully leverage structurally robust demand for UK BPAs, a sector which we regard as one of the best long-term structural growth opportunities across the European insurance industry. As such, we expect the group to continue to expand its assets under management (AuM) supported by sizeable new business premiums over the coming 12 months (Exhibit 3). This growth trajectory underscores Rothesay's leading position in UK BPAs and its potential for further market penetration.

Exhibit 3

Assets under management and new business premiums

Source: Company Reports, Moody's Ratings

Distribution: Strong control but diversity restricted by reliance on Employee Benefit Consultants

Rothesay's BPA business is sourced via Employee Benefit Consultants (EBC) which significantly limits its diversity of distribution. However, Rothesay's control of distribution benefits from its specialist nature and proven track record within UK's concentrated BPA market. With regard to the distribution of its equity release mortgage (ERM) products, Rothesay relies on specialist brokers.

Moreover, Rothesay's ability to acquire additional back book portfolios is accentuated by its successful execution of large-scale transactions, notably with AEGON, Prudential and most recently, the acquisition of Scottish Widows' BPA portfolio. This approach aligns with Rothesay's specialist nature, further reinforcing its strong control over distribution, albeit with limited diversity.

Product Risk & Diversification: Constrained by focus on UK annuities, reinsurance mitigates product risk

A key credit challenge for Rothesay is that its business and geographic diversification is constrained by its focus on UK annuities, which dominate the Group's liabilities. This focus results in substantial exposure to longevity risk.

To mitigate this, Rothesay has consistently transferred the majority of its longevity risk (approximately 90%) to reinsurers through the use of unfunded longevity swaps with collateralization features. These features are designed to safeguard against counterparty defaults. This dependence on reinsurance could present a long-term risk. However, over the medium term, we expect a sustained willingness among reinsurers to assume longevity exposure, which bodes well for Rothesay's risk management strategy.

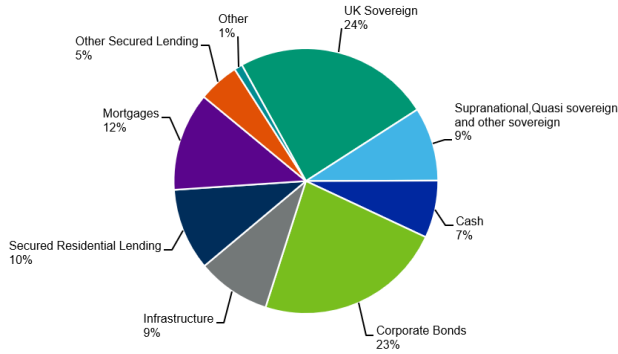
In addition, Rothesay actively hedges against the inflation risk associated with its annuity portfolio. This further underlines its proactive approach to managing product risk, despite the constraints imposed by its focus on UK annuities.

Asset Quality: Conservative investment portfolio despite high asset leverage and rising investment risks

We consider Rothesay's overall asset quality to be very good, supported by a relatively conservative investment portfolio, managed internally the Group. However, given the long duration profile of Rothesay's products and corresponding invested assets, the Group's invested asset leverage is high. This means that relatively minor exposures, in relation to the aggregate investment portfolio, can significantly impact the Group's capital. Rothesay's low risk investment philosophy, high quality portfolio and strong asset management expertise are key mitigating factors.

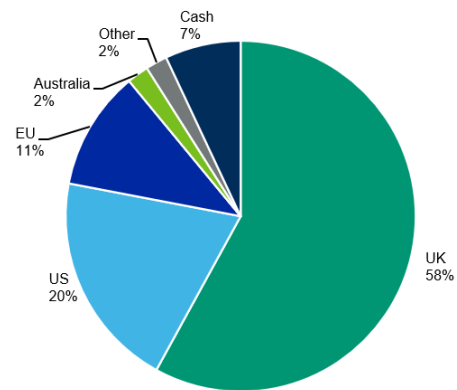
Rothesay's conventional asset strategy aims to minimise credit default risk and secure an illiquidity premium by investing in low risk asset classes, and assets bolstered by collateral security and other structural mitigation. As Rothesay continues to grow its AuM, we expect the Group will maintain a well-diversified investment portfolio both in terms of asset class (Exhibit 4) and geographic distribution (Exhibit 5).

Exhibit 4
Breakdown of asset classes of YE23



Source: Company Reports, Moody's Ratings

Exhibit 5
Breakdown of total invested asset by geography as of YE23



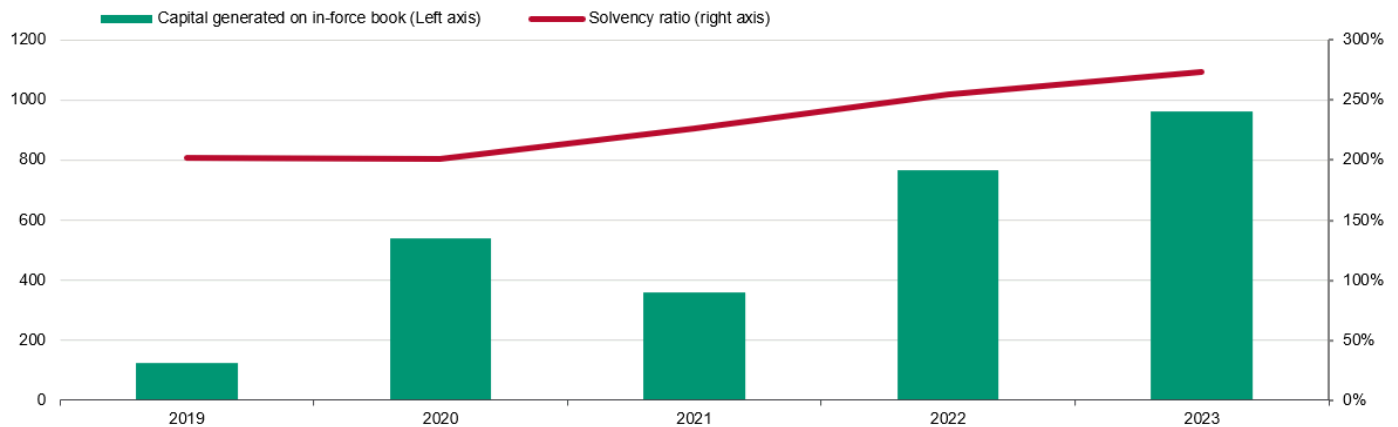
Source: Company Reports, Moody's Ratings

Owing to their effective match with the Group's illiquid annuity liabilities, a significant portion of Rothesay's asset portfolio is allocated to more complex and illiquid investments. Some of these are not externally rated, subject to legislative risk, and potentially more correlated with UK macroeconomic conditions. As Rothesay continues to write new BPA deals, the Group's investment in such non-traded assets will continue to grow, although we expect the proportion to remain relatively stable in the coming years. Given Rothesay's liability nature, its ability to source new assets and manage its existing portfolio, we continue to view the group's illiquid investments as overall credit positive overall.

Capital Adequacy: Very strong solvency ratio, but gradual reduction expected with capital deployment

We view Rothesay's capital adequacy as very good, demonstrated by the group's historically strong solvency ratio and strong capital generation capabilities (Exhibit 6). As the group deploys its surplus capital toward underwriting new BPA deals in the coming years, we anticipate a gradual reduction in the coverage ratio, and note that the acquisition of Scottish Widow's BPA book would have reduced the ratio in Q1 2023. However, we anticipate it to remain significantly above the group's upper target range of 140-160% over the medium term.

Exhibit 6
Solvency ratio (%) and capital generated on in-force book (£m)

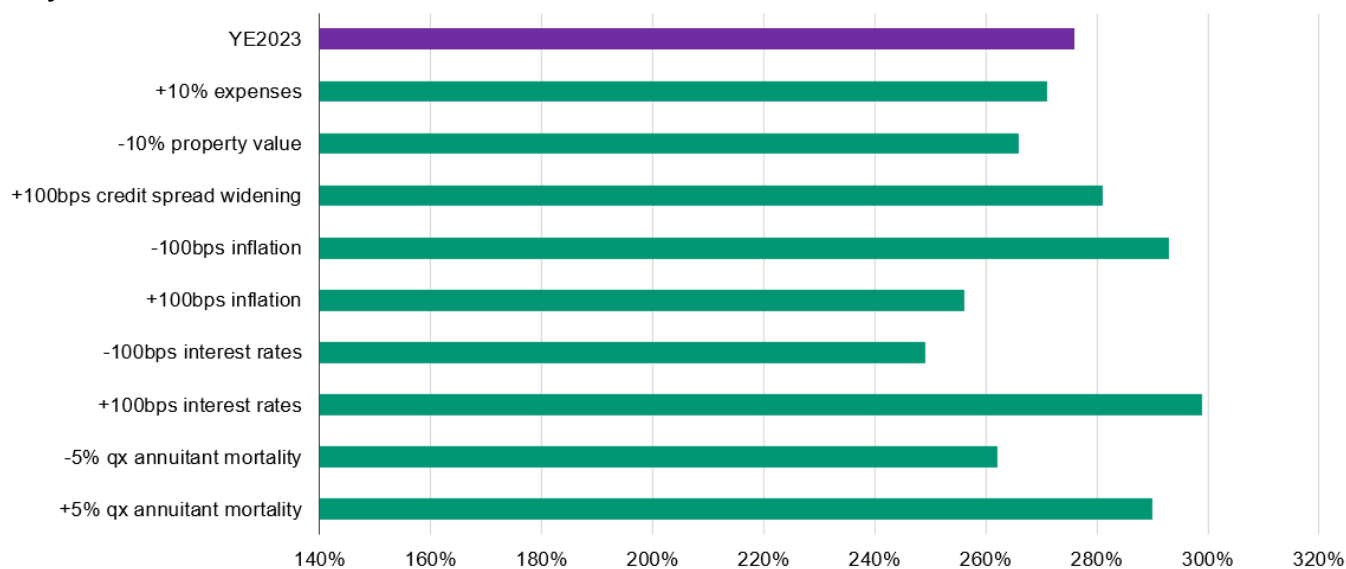


Source: Company Reports, Moody's Ratings

Despite the overall close matching of the Group's assets and liabilities, and use of interest rate hedging, the group's solvency ratio - not accounting for potential management actions - is relatively sensitive to market movements, primarily a decrease in interest rates (Exhibit 7). However, we believe Rothesay's capital would be resilient under a range of stress scenarios, bolstered by the substantial

level of capital consistently generated by its in-force book. Moreover, the wholesale nature of Rothesay's business affords the group with considerable flexibility in adjusting its new business volumes to manage its capital position effectively. The group's private ownership structure also allows for greater flexibility regarding future dividend payments.

Exhibit 7

Solvency sensitivities as of YE23

Source: Company Reports, Moody's Ratings

Profitability and Efficiency: Continued strong economic performance, but IFRS17 earnings expected to be volatile

We believe Rothesay's profitability and capital generating capabilities are very good, bolstered by consistently robust margin on BPA transactions.

However, owing to Rothesay's rapidly expanding annuity portfolio and the sensitivity of annuity earnings to financial market movements under IFRS17, we expect the group's reported net income, and consequently return on capital, to exhibit some volatility in the years ahead. Furthermore, the group's focus on lumpy annuity business, coupled with the tendency to source matching assets post-execution of BPA deals, can lead to an initial negative impact on operating profitability.

In evaluating the Group's profitability, we also consider the Group's Contractual Service Margin (CSM), a measure of Rothesay's future earnings reserves, and capital generation capabilities under the UK's solvency regime. Thanks to the Group's already substantial annuity book, we expect capital generation, relative to Solvency own funds, to remain robust (Exhibit 1).

Liquidity and Asset-Liability Management: Very strong liquidity and ALM capabilities

Rothesay's liquidity benefits from its illiquid annuity liabilities and sources of liquidity such as money market funds, gilts, reverse repos, and its committed revolving credit facility. The use of derivatives and resulting collateral calls is the most material driver of liquidity risk for Rothesay but the Group has a robust liquidity management framework and maintains liquidity buffers to withstand stress sensitivities.

The Group's ALM benefits from its holistic and fully integrated ALM technology, which enables it to monitor its key financial metrics on a real-time basis and interest rate risk is reduced by the very close matching of assets and liabilities in the Group's annuity portfolio and the use of swaps and swaptions.

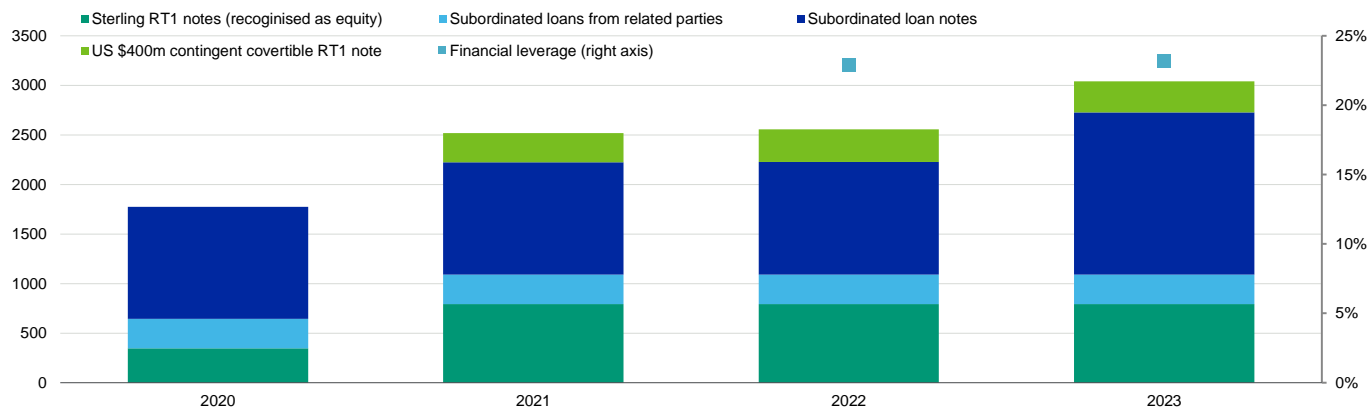
Financial Flexibility: Established access to capital markets, bolstered by long-term institutional shareholders

Although the Group is not listed, Rothesay has proven its effective access to external debt markets, having successfully issued Tier 2, Tier 3 and Restricted Tier 1 notes in recent years. We expect Rothesay will continue to benefit from the sustained and long-term

support from its two primary institutional shareholders, both of which have substantial financial resources and in our view are ready to commit additional capital to support business growth as they have done over recent years.

Since 2020, the group's financial debt obligations have increased materially (Exhibit 8). However, this has been largely counterbalanced by a considerable expansion in the group's equity base. We expect that the group will maintain comfortable financial leverage levels going forward. In our view, Rothesay's repayment/refinancing schedule is also manageable, including the refinancing of group's £250 million Tier 2 subordinated loan, which matures in 2025.

Exhibit 8
Breakdown of financial debt (incl Sterling RT1) development (£m)



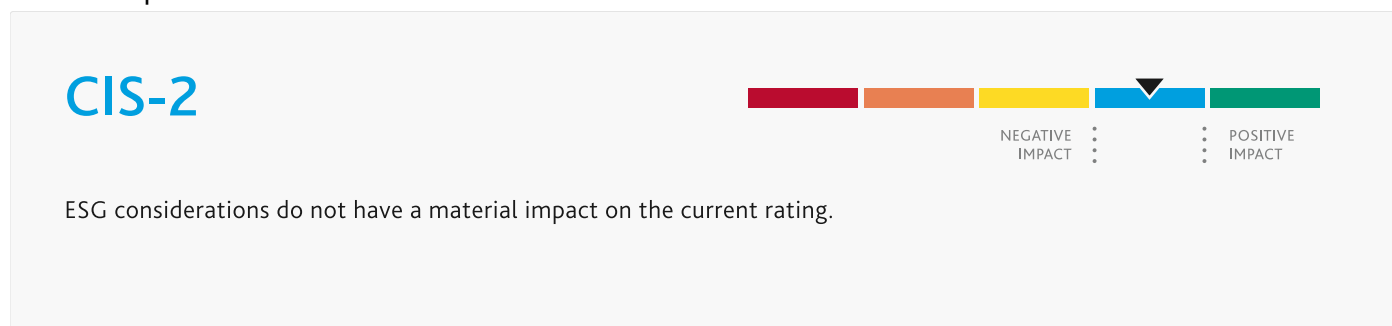
Source: Company Reports, Moody's Ratings

Given the volatility in the group's reported earnings, we believe that Rothesay's earnings coverage of interest may not fully encapsulated its capacity to service its debt obligations. Consequently, we also consider interest expenses relative to the capital generated by the group's in-force book, which has been, and is expected to remain, robust.

ESG considerations

Rothesay Limited's ESG credit impact score is CIS-2

Exhibit 9
ESG credit impact score




Source: Moody's Ratings

Rothesay's **CIS-2** indicates no material impact of environmental social and governance factors on the rating. The group's strong risk management, effective governance and strong capitalization partially mitigate its environmental and social risks, in particular carbon transition and customer relations risks.

Exhibit 10

ESG issuer profile scores



Source: Moody's Ratings

Environmental

Consistent with most life insurers, Rothesay faces moderate exposures to carbon transition risk through the long-duration assets held in its investment portfolio and inherent asset leverage. Stakeholder focus on environmental stewardship in its investment portfolio also gives rise to strategic and reputational risks. Rothesay is actively engaging in further developing its comprehensive risk management and climate risk reporting frameworks, and increasing the alignment of its business with the transition to a low-carbon economy. Rothesay has a small indirect exposure to physical climate risks with its real estate investment portfolio, including equity release mortgages, exposed to natural catastrophe risks.

Social

Rothesay faces moderate social risks. Rothesay's exposure to customer relations risk is somewhat lower compared with more diverse life insurance peers given that it does not sell insurance products directly to retail customers, although it does interact with, and provides services to individuals. Demographic and societal trends can make the operating environment more difficult, however aging populations and social issues are also creating business and investment opportunities for Rothesay. Cyber and personal data risks are high for the sector but mitigated by the group's strong technology framework.

Governance

Rothesay faces low governance risks. Its risk management, policies and procedures are in line with industry best practices and the group has a clear financial strategy and well defined risk management framework. There are risks, associated with the concentration of ownership. Concentrated ownership has not so far translated into governance concerns due to Rothesay's robust risk management, and a stable, seasoned and independent Board. The strong and diversified Board has also supported the management team, which has steadily grown the company and established Rothesay as a leading UK bulk annuity specialist. Rothesay operates within a strong regulatory environment, being overseen by the UK's PRA, and has a good track record of regulatory compliance.

ESG Issuer Profile Scores and Credit Impact Scores for the rated entity/transaction are available on Moodys.com. In order to view the latest scores, please click [here](#) to go to the landing page for the entity/transaction on MDC and view the ESG Scores section.

Structural considerations

Tier 2 and Tier 3 subordinate instruments - Baa1(hyb)

The Baa1(hyb) ratings on the group's dated subordinated notes is aligned with Moody's standard notching practice for subordinate instruments issued by an insurance operating company. The notching reflects: (i) the subordination of the notes; (ii) the weak mandatory (based on breach of regulatory capital requirements) coupon skip and redemption deferral mechanisms; and (iii) the cumulative nature of deferred coupons, in case of deferral.

Rothesay Life's Tier 2 subordinated instruments rank pari passu with one another and any future subordinated instruments issued that qualify as Tier 2 capital, and one notch below the A3 issuer rating. While the group's Tier 3 instrument is also rated Baa1(hyb), we note that it ranks in priority to all existing and future Tier 2 notes issued by Rothesay Life in case of liquidation.

Rating methodology and scorecard factors

Exhibit 11

Rothesay Life Plc

Financial Strength Rating Scorecard [1][2]	Aaa	Aa	A	Baa	Ba	B	Caa	ScoreAdj	Score
Business Profile								Ba	Baa
Market Position and Brand (15%)								Baa	A
-Relative Market Share Ratio				X					
Distribution (10%)								Baa	Baa
-Distribution Control				X					
-Diversity of Distribution				X					
Product Focus and Diversification (10%)								B	Baa
-Product Risk						X			
-Life Insurance Product Diversification						X			
Financial Profile								A	A
Asset Quality (10%)								Baa	A
-High Risk Assets % Shareholders' Equity				132.4%					
-Goodwill & Intangibles % Shareholders' Equity				39.0%					
Capital Adequacy (15%)								Baa	A
-Shareholders' Equity % Total Assets				5.7%					
Profitability (15%)								Aa	A
-Return on Capital (5 yr. avg.)				8.0%					
-Sharpe Ratio of ROC (5 yr.)									
Liquidity and Asset/Liability Management (10%)								Aaa	Aa
-Liquid Assets % Liquid Liabilities	X								
Financial Flexibility (15%)								Ba	A
-Financial Leverage				23.2%					
-Total Leverage				36.0%					
-Earnings Coverage (5 yr. avg.)							-0.6x		
-Cash Flow Coverage (5 yr. avg.)									
Operating Environment								Aaa - A	Aaa - A
Preliminary Standalone Outcome								Baa1	A2

[1] Information based on IFRS17 financial statements as of fiscal year ended December 31, 2023. 5-year ratios calculated using only those years for which IFRS17 data are available. [2] The Scorecard rating is an important component of the company's published rating, reflecting the standalone financial strength before other considerations (discussed above) are incorporated into the analysis.

Source: Moody's Ratings

Ratings

Exhibit 12

Category	Moody's Rating
ROTHESAY LIMITED	
Rating Outlook	STA
LT Issuer Rating	Baa1
ROTHESAY LIFE PLC	
Rating Outlook	STA
Insurance Financial Strength	A2
LT Issuer Rating	A3
Subordinate	Baa1(hyb)
Senior Subordinate	Baa1(hyb)

Source: Moody's Ratings

© 2024 Moody's Corporation, Moody's Investors Service, Inc., Moody's Analytics, Inc. and/or their licensors and affiliates (collectively, "MOODY'S"). All rights reserved. CREDIT RATINGS ISSUED BY MOODY'S CREDIT RATINGS AFFILIATES ARE THEIR CURRENT OPINIONS OF THE RELATIVE FUTURE CREDIT RISK OF ENTITIES, CREDIT COMMITMENTS, OR DEBT OR DEBT-LIKE SECURITIES, AND MATERIALS, PRODUCTS, SERVICES AND INFORMATION PUBLISHED OR OTHERWISE MADE AVAILABLE BY MOODY'S (COLLECTIVELY, "MATERIALS") MAY INCLUDE SUCH CURRENT OPINIONS. MOODY'S DEFINES CREDIT RISK AS THE RISK THAT AN ENTITY MAY NOT MEET ITS CONTRACTUAL FINANCIAL OBLIGATIONS AS THEY COME DUE AND ANY ESTIMATED FINANCIAL LOSS IN THE EVENT OF DEFAULT OR IMPAIRMENT. SEE APPLICABLE MOODY'S RATING SYMBOLS AND DEFINITIONS PUBLICATION FOR INFORMATION ON THE TYPES OF CONTRACTUAL FINANCIAL OBLIGATIONS ADDRESSED BY MOODY'S CREDIT RATINGS. CREDIT RATINGS DO NOT ADDRESS ANY OTHER RISK, INCLUDING BUT NOT LIMITED TO: LIQUIDITY RISK, MARKET VALUE RISK, OR PRICE VOLATILITY. CREDIT RATINGS, NON-CREDIT ASSESSMENTS ("ASSESSMENTS"), AND OTHER OPINIONS INCLUDED IN MOODY'S MATERIALS ARE NOT STATEMENTS OF CURRENT OR HISTORICAL FACT. MOODY'S MATERIALS MAY ALSO INCLUDE QUANTITATIVE MODEL-BASED ESTIMATES OF CREDIT RISK AND RELATED OPINIONS OR COMMENTARY PUBLISHED BY MOODY'S ANALYTICS, INC. AND/OR ITS AFFILIATES. MOODY'S CREDIT RATINGS, ASSESSMENTS, OTHER OPINIONS AND MATERIALS DO NOT CONSTITUTE OR PROVIDE INVESTMENT OR FINANCIAL ADVICE, AND MOODY'S CREDIT RATINGS, ASSESSMENTS, OTHER OPINIONS AND MATERIALS ARE NOT AND DO NOT PROVIDE RECOMMENDATIONS TO PURCHASE, SELL, OR HOLD PARTICULAR SECURITIES. MOODY'S CREDIT RATINGS, ASSESSMENTS, OTHER OPINIONS AND MATERIALS DO NOT COMMENT ON THE SUITABILITY OF AN INVESTMENT FOR ANY PARTICULAR INVESTOR. MOODY'S ISSUES ITS CREDIT RATINGS, ASSESSMENTS AND OTHER OPINIONS AND PUBLISHES OR OTHERWISE MAKES AVAILABLE ITS MATERIALS WITH THE EXPECTATION AND UNDERSTANDING THAT EACH INVESTOR WILL, WITH DUE CARE, MAKE ITS OWN STUDY AND EVALUATION OF EACH SECURITY THAT IS UNDER CONSIDERATION FOR PURCHASE, HOLDING, OR SALE.

MOODY'S CREDIT RATINGS, ASSESSMENTS, OTHER OPINIONS, AND MATERIALS ARE NOT INTENDED FOR USE BY RETAIL INVESTORS AND IT WOULD BE RECKLESS AND INAPPROPRIATE FOR RETAIL INVESTORS TO USE MOODY'S CREDIT RATINGS, ASSESSMENTS, OTHER OPINIONS OR MATERIALS WHEN MAKING AN INVESTMENT DECISION. IF IN DOUBT YOU SHOULD CONTACT YOUR FINANCIAL OR OTHER PROFESSIONAL ADVISER.

ALL INFORMATION CONTAINED HEREIN IS PROTECTED BY LAW, INCLUDING BUT NOT LIMITED TO, COPYRIGHT LAW, AND NONE OF SUCH INFORMATION MAY BE COPIED OR OTHERWISE REPRODUCED, REPACKAGED, FURTHER TRANSMITTED, TRANSFERRED, DISSEMINATED, REDISTRIBUTED OR RESOLD, OR STORED FOR SUBSEQUENT USE FOR ANY SUCH PURPOSE, IN WHOLE OR IN PART, IN ANY FORM OR MANNER OR BY ANY MEANS WHATSOEVER, BY ANY PERSON WITHOUT MOODY'S PRIOR WRITTEN CONSENT. FOR CLARITY, NO INFORMATION CONTAINED HEREIN MAY BE USED TO DEVELOP, IMPROVE, TRAIN OR RETRAIN ANY SOFTWARE PROGRAM OR DATABASE, INCLUDING, BUT NOT LIMITED TO, FOR ANY ARTIFICIAL INTELLIGENCE, MACHINE LEARNING OR NATURAL LANGUAGE PROCESSING SOFTWARE, ALGORITHM, METHODOLOGY AND/OR MODEL.

MOODY'S CREDIT RATINGS, ASSESSMENTS, OTHER OPINIONS AND MATERIALS ARE NOT INTENDED FOR USE BY ANY PERSON AS A BENCHMARK AS THAT TERM IS DEFINED FOR REGULATORY PURPOSES AND MUST NOT BE USED IN ANY WAY THAT COULD RESULT IN THEM BEING CONSIDERED A BENCHMARK.

All information contained herein is obtained by MOODY'S from sources believed by it to be accurate and reliable. Because of the possibility of human or mechanical error as well as other factors, however, all information contained herein is provided "AS IS" without warranty of any kind. MOODY'S adopts all necessary measures so that the information it uses in assigning a credit rating is of sufficient quality and from sources MOODY'S considers to be reliable including, when appropriate, independent third-party sources. However, MOODY'S is not an auditor and cannot in every instance independently verify or validate information received in the credit rating process or in preparing its Materials.

To the extent permitted by law, MOODY'S and its directors, officers, employees, agents, representatives, licensors and suppliers disclaim liability to any person or entity for any indirect, special, consequential, or incidental losses or damages whatsoever arising from or in connection with the information contained herein or the use of or inability to use any such information, even if MOODY'S or any of its directors, officers, employees, agents, representatives, licensors or suppliers is advised in advance of the possibility of such losses or damages, including but not limited to: (a) any loss of present or prospective profits or (b) any loss or damage arising where the relevant financial instrument is not the subject of a particular credit rating assigned by MOODY'S.

To the extent permitted by law, MOODY'S and its directors, officers, employees, agents, representatives, licensors and suppliers disclaim liability for any direct or compensatory losses or damages caused to any person or entity, including but not limited to by any negligence (but excluding fraud, willful misconduct or any other type of liability that, for the avoidance of doubt, by law cannot be excluded) on the part of, or any contingency within or beyond the control of, MOODY'S or any of its directors, officers, employees, agents, representatives, licensors or suppliers, arising from or in connection with the information contained herein or the use of or inability to use any such information.

NO WARRANTY, EXPRESS OR IMPLIED, AS TO THE ACCURACY, TIMELINESS, COMPLETENESS, MERCHANTABILITY OR FITNESS FOR ANY PARTICULAR PURPOSE OF ANY CREDIT RATING, ASSESSMENT, OTHER OPINION OR INFORMATION IS GIVEN OR MADE BY MOODY'S IN ANY FORM OR MANNER WHATSOEVER.

Moody's Investors Service, Inc., a wholly-owned credit rating agency subsidiary of Moody's Corporation ("MCO"), hereby discloses that most issuers of debt securities (including corporate and municipal bonds, debentures, notes and commercial paper) and preferred stock rated by Moody's Investors Service, Inc. have, prior to assignment of any credit rating, agreed to pay to Moody's Investors Service, Inc. for credit ratings opinions and services rendered by it. MCO and Moody's Investors Service also maintain policies and procedures to address the independence of Moody's Investors Service credit ratings and credit rating processes. Information regarding certain affiliations that may exist between directors of MCO and rated entities, and between entities who hold credit ratings from Moody's Investors Service, Inc. and have also publicly reported to the SEC an ownership interest in MCO of more than 5%, is posted annually at www.moody's.com under the heading "Investor Relations — Corporate Governance — Charter Documents - Director and Shareholder Affiliation Policy."

Moody's SF Japan K.K., Moody's Local AR Agente de Calificación de Riesgo S.A., Moody's Local BR Agência de Classificação de Risco LTDA, Moody's Local MX S.A. de C.V., I.C.V., Moody's Local PE Clasificadora de Riesgo S.A., and Moody's Local PA Calificadora de Riesgo S.A. (collectively, the "Moody's Non-NRSRO CRAs") are all indirectly wholly-owned credit rating agency subsidiaries of MCO. None of the Moody's Non-NRSRO CRAs is a Nationally Recognized Statistical Rating Organization.

Additional terms for Australia only: Any publication into Australia of this document is pursuant to the Australian Financial Services License of MOODY'S affiliate, Moody's Investors Service Pty Limited ABN 61 003 399 657AFSL 336969 and/or Moody's Analytics Australia Pty Ltd ABN 94 105 136 972 AFSL 383569 (as applicable). This document is intended to be provided only to "wholesale clients" within the meaning of section 761G of the Corporations Act 2001. By continuing to access this document from within Australia, you represent to MOODY'S that you are, or are accessing the document as a representative of, a "wholesale client" and that neither you nor the entity you represent will directly or indirectly disseminate this document or its contents to "retail clients" within the meaning of section 761G of the Corporations Act 2001. MOODY'S credit rating is an opinion as to the creditworthiness of a debt obligation of the issuer, not on the equity securities of the issuer or any form of security that is available to retail investors.

Additional terms for India only: Moody's credit ratings, Assessments, other opinions and Materials are not intended to be and shall not be relied upon or used by any users located in India in relation to securities listed or proposed to be listed on Indian stock exchanges.

Additional terms with respect to Second Party Opinions (as defined in Moody's Investors Service Rating Symbols and Definitions): Please note that a Second Party Opinion ("SPO") is not a "credit rating". The issuance of SPOs is not a regulated activity in many jurisdictions, including Singapore. JAPAN: In Japan, development and provision of SPOs fall under the category of "Ancillary Businesses", not "Credit Rating Business", and are not subject to the regulations applicable to "Credit Rating Business" under the Financial Instruments and Exchange Act of Japan and its relevant regulation. PRC: Any SPO: (1) does not constitute a PRC Green Bond Assessment as defined under any relevant PRC laws or regulations; (2) cannot be included in any registration statement, offering circular, prospectus or any other documents submitted to the PRC regulatory authorities or otherwise used to satisfy any PRC regulatory disclosure requirement; and (3) cannot be used within the PRC for any regulatory purpose or for any other purpose which is not permitted under relevant PRC laws or regulations. For the purposes of this disclaimer, "PRC" refers to the mainland of the People's Republic of China, excluding Hong Kong, Macau and Taiwan.

CLIENT SERVICES

Americas	1-212-553-1653
Asia Pacific	852-3551-3077
Japan	81-3-5408-4100
EMEA	44-20-7772-5454